

FOR-HIRE

CARES ACT – FISHERIES

(Sec. 12005 of the Coronavirus Aid,
Relief, and Economic Security Act)

CARES ACT CRITERIA (clarifying information)

- Cannot compensate, state, local, or tribe for lost municipal or government tax revenue
- Only address fishery-related direct or indirect losses
- **If apply to other federal programs for assistance to address the same impacts resulting from COVID-19 may be considered revenue and be applied to the >35% loss analysis. “Cannot be made more than whole of loss”**
 - **USDA purchased product.**
 - **SBA, PPP, etc.**

NH CARES ACT PACKAGE

Entity	<i>Percentage of Total Annual Revenue (All Sectors)</i>				Allocation	After NOAA/ASMFC overhead
	<u>For-Hire Fishing</u>	Commercial Fishing and Aquaculture	Seafood Sector	Tribal Commercial Fishing, Aquaculture & For Hire		
New Hampshire	4.30%	40.10%	55.60%		\$2,732,492	\$2,710,668

PRELIMINARY DATA

For-Hire Sector **4.3%** of NH CARES Package

4.3% = \$116,558

New Hampshire CARES Act: Marine and Coastal Fisheries Assistance from COVID-19 Effects

TIMELINE

Sector Work Group meetings
June 2020

Sector plans into NH Spend Plan

NH Spend Plan to NOAA for Approval

Advisory Work Group review and appeal process




Sector Spending Plan Development
July 2020

Advisory Work Group review

Industry qualification process

Distribution of funds



Party Boat Anglers

Party Boat Anglers										
	March	April	May	June	July	August	September	October	November	December
Average Anglers 2015-2019	115	630	2,920	4,265	6,268	6,538	2,626	638	246	559
2020 Anglers	0	0	875	3,110						
% loss of Anglers	100%	100%	70%	27%						

- **PRELIMINARY**
- **Missing some data for 2020**

Federal VTR Charter Boat Trips

	April	May	June	July	August	September	October
Average Trips 2015-2019	21	100	137	156	148	66	26
2020 Trips	0	72	109				
% loss of Trips	100%	28%	20%				

- **PRELIMINARY**
- **Does not include the MAJORITY of charter boats who do not report to NOAA Fisheries**

NH Fish & Game CARES ACT For-Hire Sector Survey

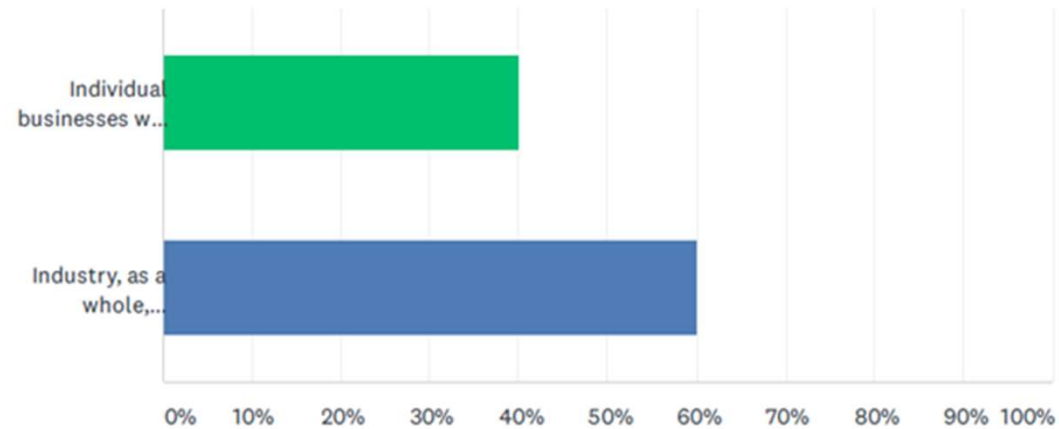
- **For-Hire Work Group reviewed draft notes and survey**
- **Survey sent to state only charter boats on 6/23/2020 to get trip information**
 - **Only two responses**
 - **Not enough information to quantify non VTR trips**
- **Survey sent to industry on 7/24/2020**
- **Total of 10 individuals responded to the survey**

SURVEY RESULTS

Question #1

Q1 Should the financial assistance payments be based on individual business losses of >35% or when the For-Hire fishing industry, as a whole, experiences a >35% loss?

Answered: 10 Skipped: 0

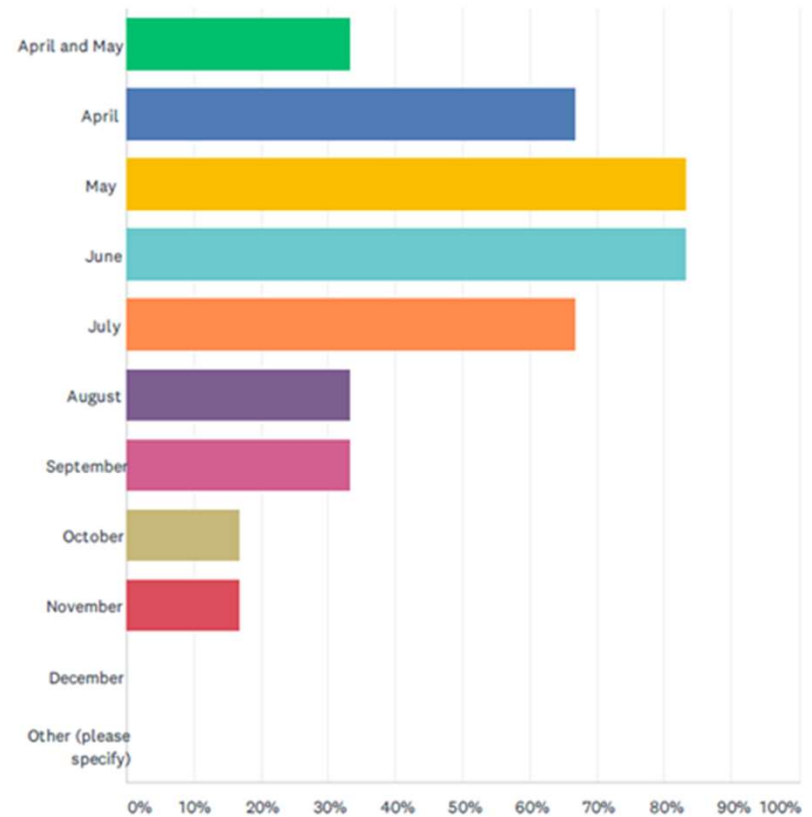


ANSWER CHOICES	RESPONSES	
Individual businesses who experience a >35% loss, some may not experience a loss.	40.00%	4
Industry, as a whole, experiences a >35% loss.	60.00%	6
TOTAL		10

Question #2

Q2 Which month(s) in 2020 should be considered to determine financial assistance payments for Party Boats that have realized a >35% loss from their previous 5-year average? Only answer if a party boat license holder. Select all that apply.

Answered: 6 Skipped: 4

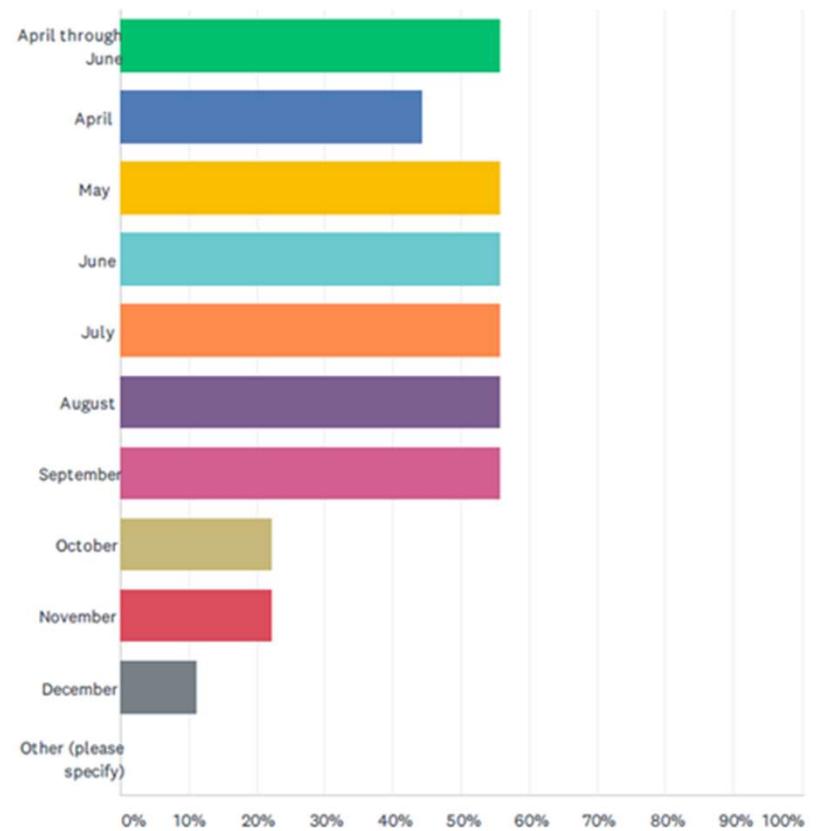


ANSWER CHOICES	RESPONSES	
April and May	33.33%	2
April	66.67%	4
May	83.33%	5
June	83.33%	5
July	66.67%	4
August	33.33%	2
September	33.33%	2
October	16.67%	1
November	16.67%	1
December	0.00%	0
Other (please specify)	0.00%	0
Total Respondents: 6		

Question #3

Q3 Which month(s) in 2020 should be considered to determine financial assistance payments for Charter Boats that have realized a >35% loss from their previous 5-year average? Only answer if a charter boat license holder. Select all that apply.

Answered: 9 Skipped: 1

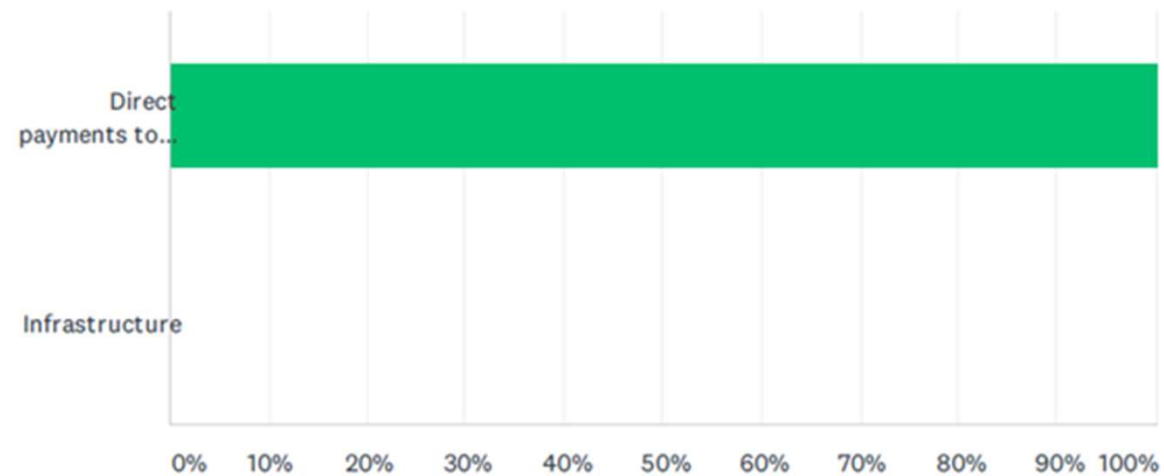


ANSWER CHOICES	RESPONSES	
April through June	55.56%	5
April	44.44%	4
May	55.56%	5
June	55.56%	5
July	55.56%	5
August	55.56%	5
September	55.56%	5
October	22.22%	2
November	22.22%	2
December	11.11%	1
Other (please specify)	0.00%	0
Total Respondents: 9		

Question #4

Q4 How should financial assistance payments be distributed?

Answered: 10 Skipped: 0



ANSWER CHOICES	RESPONSES	
Direct payments to license holders	100.00%	10
Infrastructure	0.00%	0
TOTAL		10

Question #5

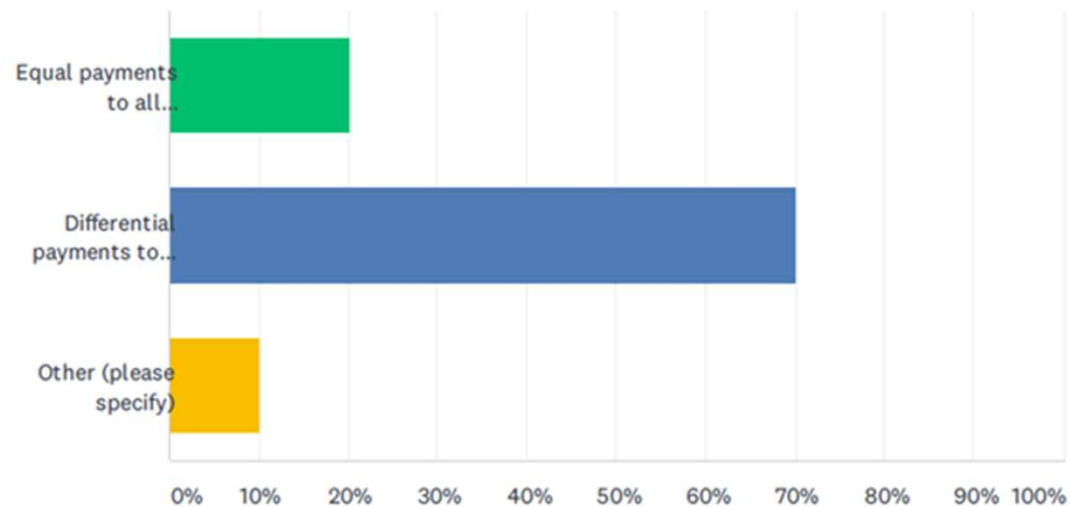
If you answered Infrastructure in Question 3, what infrastructure project would you like to see the funds used for?

N/A

Question #6

Q6 How should financial assistant payments be allocated to qualified Charter and Party businesses?

Answered: 10 Skipped: 0



ANSWER CHOICES

RESPONSES

Equal payments to all qualified boats.

20.00% 2

Differential payments to qualified Charter and Party boats. The value for each would be proportional to the value of losses for each type of boat (based on trips for Charter businesses and angler counts for Party businesses).

70.00% 7

Other (please specify)

10.00% 1

TOTAL

10

SURVEY RESULTS SUMMARY

Question #1 – **40%** - Payout for individual business when experiences >35% loss
60% - Payout for industry, as a whole when experiences >35% loss

Question #2 – **83%** - Trigger individual payout period May and June.
(Party Boat) **66%** - Trigger individual payout period April and July.

Question #3 – **56%** - Trigger individual payout period April through June.
(Charter) **56%** - Trigger individual payout period May through September.

Question #4 – **100%** - Direct payout to individual license holders.

Question #5 – **NA**

Question #6 – **70%** - Differential payments to qualified Charter and Party boats. Proportional to the value of losses for each type of boat (based on trips for Charter businesses and angler counts for Party businesses).
20% - Equal payments to all qualified boats
10% - Other “Flat rate equal division to every charter/headboat operator and crew”

Next Steps for Workgroup

- Finalize For-Hire Sector Spend Plan
 - Timing
 - Payments

Next Steps for Fish & Game

- NH Spend Plan for all CARES Sectors
- Associate Funding to Spend Plan
- Send Spend Plan to ASMFC and NOAA Fisheries
- Upon Approval
 - Industry qualification/application process
 - ASMFC will distribute funds to NH CARES qualifiers

QUESTIONS??