






WILDLIFE MANAGEMENT UNIT L

 Wildlife Management Unit boundary
 State or Federal Land or Easement

 Town boundary
 Highway
 River or Shoreline

